Datasheet for ABIN969227

# anti-KCNQ1 antibody

4 Images | 1 Publication

Go to Product page

## Overview

| | |
|---|---|
| Quantity: | 100 µL |
| Target: | KCNQ1 |
| Reactivity: | Human |
| Host: | Mouse |
| Clonality: | Monoclonal |
| Application: | Western Blotting (WB), ELISA, Flow Cytometry (FACS) |

## Product Details

| | |
|---|---|
| Immunogen: | Purified recombinant fragment of human KCNQ1 expressed in E. coli. |
| Clone: | 5-00E-12 |
| Isotype: | IgG2b |
| Purification: | purified |

## Target Details

| | |
|---|---|
| Target: | KCNQ1 |
| Alternative Name: | KCNQ1 (KCNQ1 Products) |
| Background: | Description: This gene encodes a voltage-gated potassium channel required for repolarization phase of the cardiac action potential. This protein can form heteromultimers with two other potassium channel proteins, KCNE1 and KCNE3. Mutations in this gene are associated with hereditary long QT syndrome 1 (also known as Romano-Ward syndrome), Jervell and Lange-Nielsen syndrome, and familial atrial fibrillation. This gene exhibits tissue-specific imprinting, |

 

## Target Details

| | |
|---|---|
| | with preferential expression from the maternal allele in some tissues, and biallelic expression in others. This gene is located in a region of chromosome 11 amongst other imprinted genes that are associated with Beckwith-Wiedemann syndrome (BWS), and itself has been shown to be disrupted by chromosomal rearrangements in patients with BWS. Alternatively spliced transcript variants have been found for this gene.<br>Aliases: LQT, RWS, WRS, LQT1, SQT2, ATFB1, ATFB3, JLNS1, KCNA8, KCNA9, Kv1.9, Kv7.1, KVLQT1, FLJ26167 |
| Molecular Weight: | 95 kDa |
| Gene ID: | 3784 |
| HGNC: | 3784 |
| Pathways: | Negative Regulation of Hormone Secretion, Sensory Perception of Sound |

## Application Details

| | |
|---|---|
| Application Notes: | ELISA: 1:10000, WB: 1:500 - 1:2000, FCM: 1:200 - 1:400 |
| Restrictions: | For Research Use only |

## Handling

| | |
|---|---|
| Format: | Liquid |
| Buffer: | Ascitic fluid containing 0.03 % sodium azide. |
| Preservative: | Sodium azide |
| Precaution of Use: | This product contains Sodium azide: a POISONOUS AND HAZARDOUS SUBSTANCE which should be handled by trained staff only. |
| Storage: | 4 °C/-20 °C |
| Storage Comment: | 4°C, -20°C for long term storage |

## Publications

| | |
|---|---|
| Product cited in: | Jiang, Xu, Wang, Toyoda, Liu, Zhang, Robinson, Tseng: "Dynamic partnership between KCNQ1 and KCNE1 and influence on cardiac IKs current amplitude by KCNE2." in: **The Journal of biological chemistry**, Vol. 284, Issue 24, pp. 16452-62, (2009) (PubMed). |

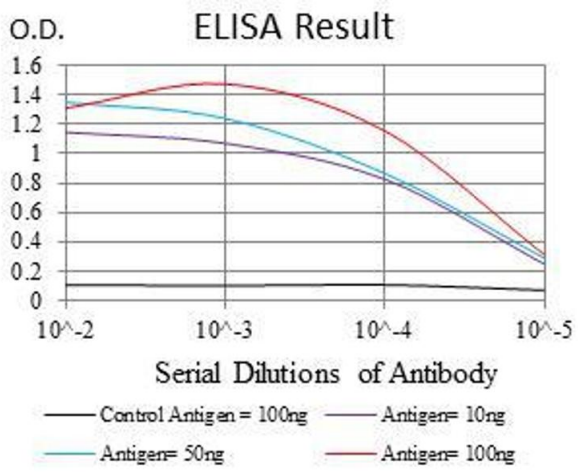


## ELISA

**Image 1.** Black line: Control Antigen (100 ng), Purple line: Antigen(10 ng), Blue line: Antigen (50 ng), Red line: Antigen (100 ng),

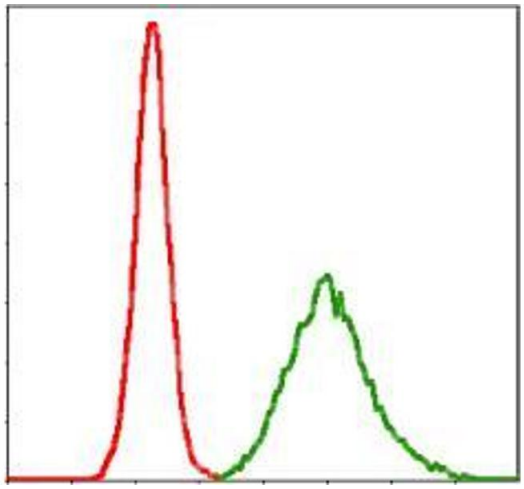

## Flow Cytometry

**Image 2.** Flow cytometric analysis of MCF-7 cells using KCNQ1 mouse mAb (green) and negative control (red).

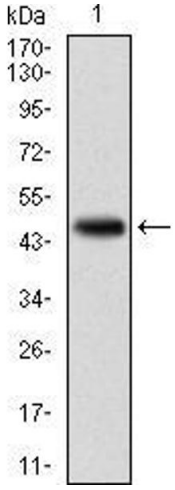


## Western Blotting

**Image 3.** Western blot analysis using KCNQ1 mAb against human KCNQ1 (AA: 229-347) recombinant protein. (Expected MW is 74.7 kDa)

Please check the product details page for more images. Overall 4 images are available for ABIN969227.