Datasheet for ABIN7444583

anti-Calcitonin Receptor antibody (AA 42-170)

4 Images

Go to Product page

Overview

Quantity:	100 µL
Target:	Calcitonin Receptor (CALCR)
Binding Specificity:	AA 42-170
Reactivity:	Mouse
Host:	Rabbit
Clonality:	Polyclonal
Conjugate:	This Calcitonin Receptor antibody is un-conjugated
Application:	Western Blotting (WB), Immunohistochemistry (IHC), Immunocytochemistry (ICC), Immunoprecipitation (IP)

Product Details

Purpose:	Polyclonal Antibody to Calcitonin Receptor (CTR)
Immunogen:	Recombinant Calcitonin Receptor (CTR) corresdonding to Ala42~Leu170
Isotype:	IgG
Specificity:	The antibody is a rabbit polyclonal antibody raised against CTR. It has been selected for its ability to recognize CTR in immunohistochemical staining and western blotting.
Cross-Reactivity:	Rat
Purification:	Antigen-specific affinity chromatography followed by Protein A affinity chromatography

Target Details

Target:	Calcitonin Receptor (CALCR)
Alternative Name:	Calcitonin Receptor (CALCR Products)
Background:	CALCR, CRT, CT, CTR1
Pathways:	cAMP Metabolic Process

Application Details

Application Notes:	Western blotting: 0.5-2 µg/mL Immunohistochemistry: 5-20 µg/mL Immunocytochemistry: 5-20 µg/mL Optimal working dilutions must be determined by end user.
Comment:	The thermal stability is described by the loss rate. The loss rate was determined by accelerated thermal degradation test, that is, incubate the protein at 37°C for 48h, and no obvious degradation and precipitation were observed. The loss rate is less than 5% within the expiration date under appropriate storage condition.
Restrictions:	For Research Use only

Handling

Format:	Liquid
Buffer:	PBS, pH 7.4, containing 0.02 % Sodium azide, 50 % glycerol.
Preservative:	Sodium azide
Precaution of Use:	This product contains Sodium azide: a POISONOUS AND HAZARDOUS SUBSTANCE which should be handled by trained staff only.
Storage:	4 °C,-20 °C
Storage Comment:	Store at 4°C for frequent use. Stored at -20°C in a manual defrost freezer for two year without detectable loss of activity. Avoid repeated freeze-thaw cycles.
Expiry Date:	24 months

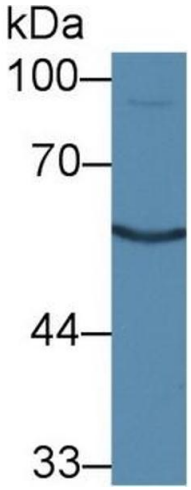

Western Blotting

Image 1. Detection of CTR in Mouse Kidney lysate using Polyclonal Antibody to Calcitonin Receptor (CTR)



Western Blotting

Image 2. Detection of Recombinant CTR, Mouse using Polyclonal Antibody to Calcitonin Receptor (CTR)

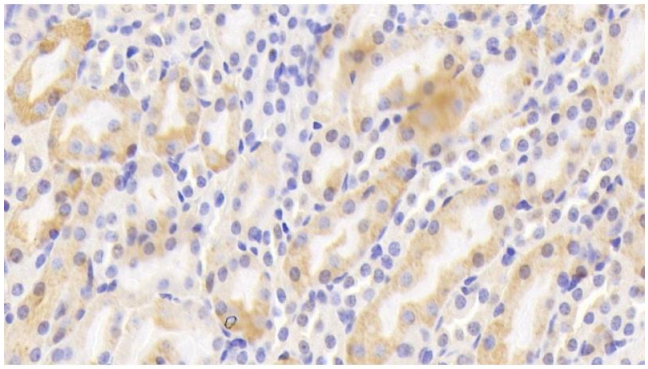

Immunohistochemistry

Image 3. Detection of CTR in Mouse Kidney Tissue using Polyclonal Antibody to Calcitonin Receptor (CTR)

Please check the product details page for more images. Overall 4 images are available for ABIN7444583.