Datasheet for ABIN7264399

anti-METTL3 antibody

6 Images

Go to Product page

Overview

Quantity:	200 µL
Target:	METTL3
Reactivity:	Human, Rat, Mouse
Host:	Rabbit
Clonality:	Polyclonal
Conjugate:	This METTL3 antibody is un-conjugated
Application:	Western Blotting (WB), Immunofluorescence (IF)

Product Details

Immunogen:	Recombinant fusion protein of human METTL3 (NP_062826.2).
Isotype:	IgG
Characteristics:	Polyclonal Antibody
Purification:	Affinity purification

Target Details

Target:	METTL3
Alternative Name:	METTL3 (METTL3 Products)
Background:	This gene encodes the 70 kDa subunit of MT-A which is part of N6-adenosine-methyltransferase. This enzyme is involved in the posttranscriptional methylation of internal adenosine residues in eukaryotic mRNAs, forming N6-methyladenosine.

Target Details

Molecular Weight:	Observed_MW: 80 kDa Calculated_MW: 25 kDa/64 kDa
Gene ID:	56339
UniProt:	Q86U44

Application Details

Application Notes:	WB 1:500-1:2000 IF 1:50-1:200
Restrictions:	For Research Use only

Handling

Format:	Liquid
Concentration:	1 mg/mL
Buffer:	PBS with 0.02 % sodium azide, 50 % glycerol, pH 7.3
Preservative:	Sodium azide
Precaution of Use:	This product contains Sodium azide: a POISONOUS AND HAZARDOUS SUBSTANCE which should be handled by trained staff only.
Storage:	-20 °C
Storage Comment:	Store at -20°C. Avoid freeze / thaw cycles.

Images

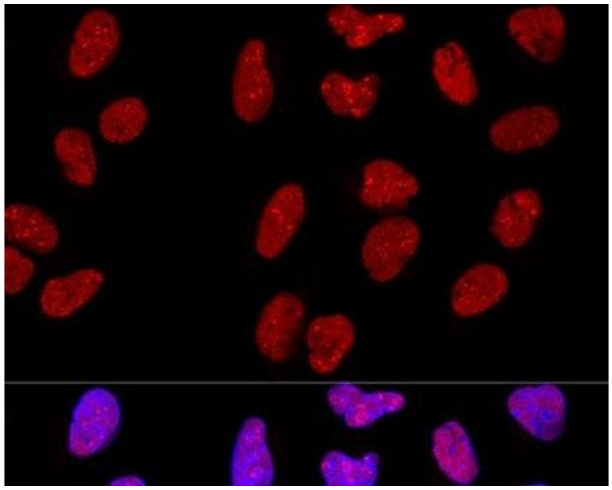

Immunofluorescence

Image 1. Confocal immunofluorescence analysis of U-2 OS cells using METTL3 Polyclonal Antibody at dilution of 1:200. Blue: DAPI for nuclear staining.

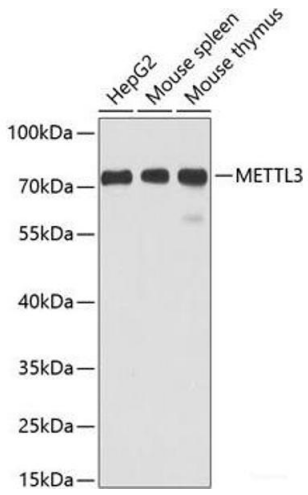

Western Blotting

Image 2. Western blot analysis of extracts of various cell lines using METTL3 Polyclonal Antibody at dilution of 1:1000.

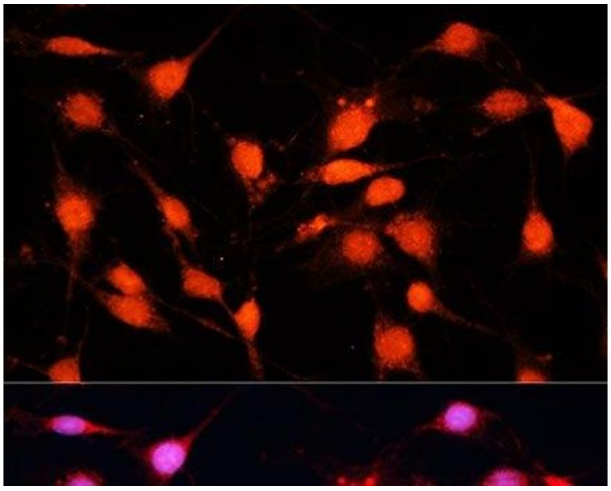

Immunofluorescence

Image 3. Immunofluorescence analysis of C6 cells using METTL3 Polyclonal Antibody at dilution of 1:100 (40x lens). Blue: DAPI for nuclear staining.

Please check the product details page for more images. Overall 6 images are available for ABIN7264399.