Datasheet for ABIN7262943

anti-ZNF148 antibody

7 Images

Go to Product page

Overview

Quantity:	200 µL
Target:	ZNF148
Reactivity:	Human, Mouse, Rat
Host:	Rabbit
Clonality:	Polyclonal
Conjugate:	This ZNF148 antibody is un-conjugated
Application:	Immunohistochemistry (IHC), Immunofluorescence (IF)

Product Details

Immunogen:	Recombinant fusion protein of human ZNF148 (NP_068799.2).
Isotype:	IgG
Characteristics:	Polyclonal Antibody
Purification:	Affinity purification

Target Details

Target:	ZNF148
Alternative Name:	ZNF148 (ZNF148 Products)
Background:	The protein encoded by this gene is a member of the Kruppel family of zinc finger DNA binding proteins. The encoded protein activates transcription of the T-cell receptor and intestinal alkaline phosphatase genes but represses transcription of the ornithine decarboxylase, vimentin, gastrin, stomelysin, and enolase genes. Increased expression of this gene results in

Target Details

	decreased patient survival rates from colorectal cancer, while mutations in this gene have been associated with global developmental delay, hypoplastic corpus callosum, and dysmorphic facies.
Gene ID:	7707
UniProt:	Q9UQR1

Application Details

Application Notes:	IHC 1:50-1:100 IF 1:20-1:100
Restrictions:	For Research Use only

Handling

Format:	Liquid
Concentration:	1 mg/mL
Buffer:	PBS with 0.02 % sodium azide, 50 % glycerol, pH 7.3
Preservative:	Sodium azide
Precaution of Use:	This product contains Sodium azide: a POISONOUS AND HAZARDOUS SUBSTANCE which should be handled by trained staff only.
Storage:	-20 °C
Storage Comment:	Store at -20°C. Avoid freeze / thaw cycles.

Images

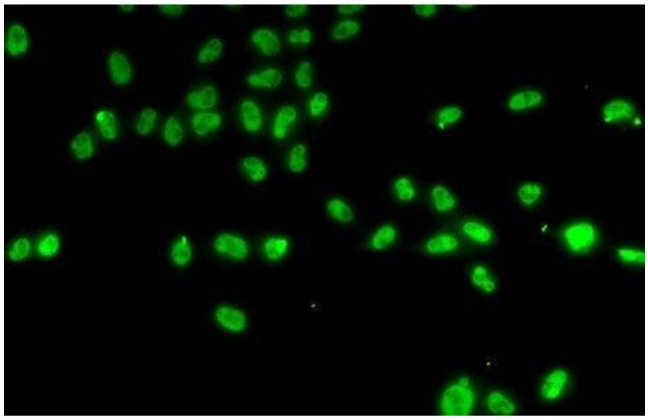

Immunofluorescence

Image 1. Immunofluorescence analysis of A-549 cells using ZNF148 Polyclonal Antibody

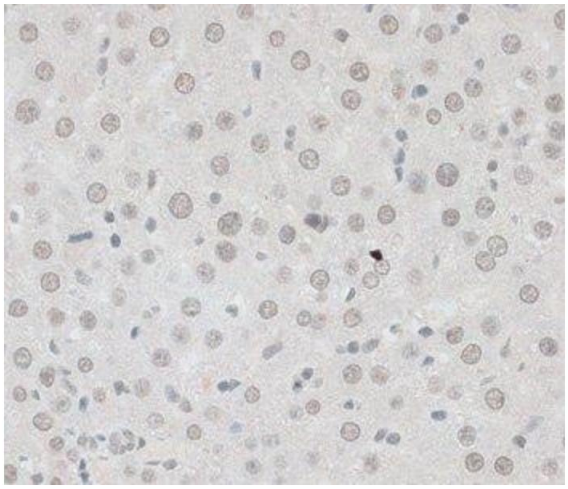

Immunohistochemistry (Paraffin-embedded Sections)

Image 2. Immunohistochemistry of paraffin-embedded Rat liver using ZNF148 Polyclonal Antibody at dilution of 1:100 (40x lens).

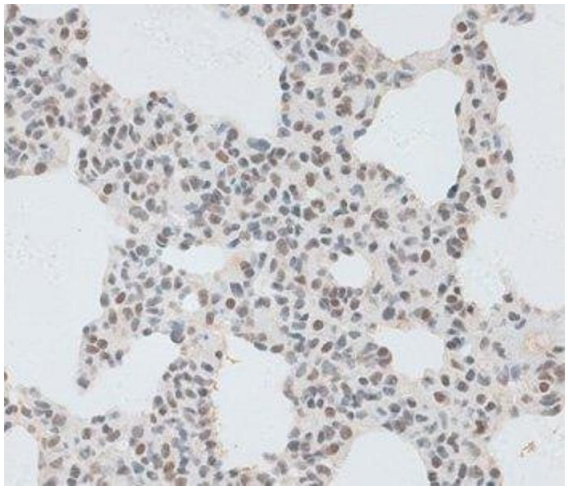

Immunohistochemistry (Paraffin-embedded Sections)

Image 3. Immunohistochemistry of paraffin-embedded Rat lung using ZNF148 Polyclonal Antibody at dilution of 1:100 (40x lens).

Please check the product details page for more images. Overall 7 images are available for ABIN7262943.

Copyright antibodies-online. All rights reserved.