Datasheet for ABIN7073600

anti-CDCP1 antibody

4 Images

Go to Product page

Overview

Quantity:	100 µL
Target:	CDCP1
Reactivity:	Human, Mouse, Rat
Host:	Rabbit
Clonality:	Polyclonal
Conjugate:	This CDCP1 antibody is un-conjugated
Application:	Immunohistochemistry (IHC), Immunofluorescence (IF)

Product Details

Immunogen:	KLH conjugated Synthetic peptide corresponding to Mouse CDCP1
Cross-Reactivity:	Human, Rat
Purification:	Affinity purification

Target Details

Target:	CDCP1
Alternative Name:	CDCP1 (CDCP1 Products)
Background:	May be involved in cell adhesion and cell matrix association. May play a role in the regulation of anchorage versus migration or proliferation versus differentiation via its phosphorylation. May be a novel marker for leukemia diagnosis and for immature hematopoietic stem cell subsets. Belongs to the tetraspanin web involved in tumor progression and metastasis.
Gene ID:	109332

Copyright antibodies-online. All rights reserved.

Target Details

NCBI Accession:	NP_598735
UniProt:	Q5U462

Application Details

Application Notes:	IHC/IF (H,M,R) 1:300-1:600
Restrictions:	For Research Use only

Handling

Format:	Liquid
Buffer:	PBS, pH 7.4, 0.02 % sodium azide
Preservative:	Sodium azide
Precaution of Use:	This product contains Sodium azide: a POISONOUS AND HAZARDOUS SUBSTANCE which should be handled by trained staff only.
Storage:	-20 °C

Images

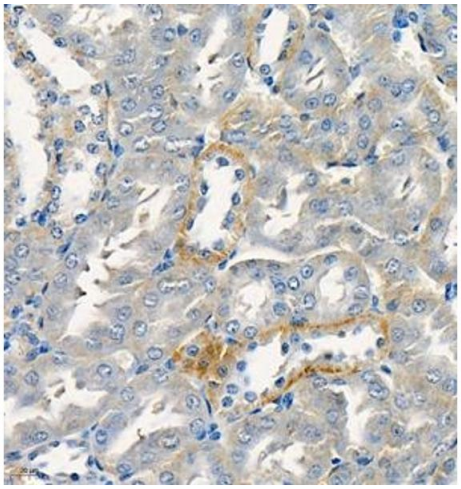

Immunohistochemistry (Paraffin-embedded Sections)

Image 1. Immunohistochemistry of paraffin embedded rat kidney using Cdcp1 (ABIN7073600) at dilution of 1:300 (400x lens)

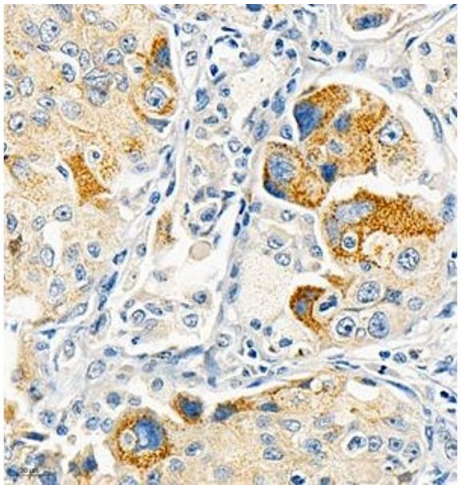

Immunohistochemistry (Paraffin-embedded Sections)

Image 2. Immunohistochemistry of paraffin embedded human lung cancer using Cdcp1 (ABIN7073600) at dilution of 1:300 (400x lens)

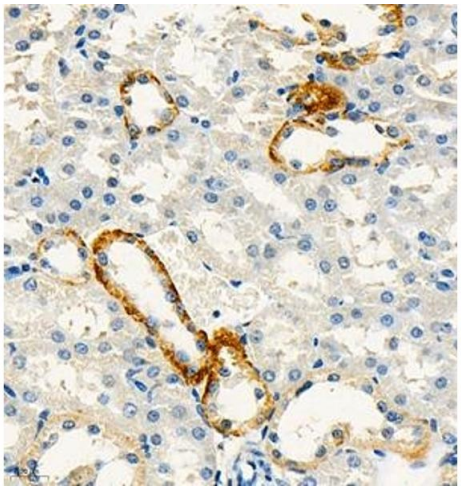

Immunohistochemistry (Paraffin-embedded Sections)

Image 3. Immunohistochemistry of paraffin embedded mouse kidney using Cdcp1 (ABIN7073600) at dilution of 1:300 (400x lens)

Please check the product details page for more images. Overall 4 images are available for ABIN7073600.

Copyright antibodies-online. All rights reserved.