Datasheet for ABIN7008633

anti-TXNDC5 antibody

4 Images

Go to Product page

Overview

Quantity:	60 µL
Target:	TXNDC5
Reactivity:	Human, Mouse, Rat
Host:	Rabbit
Clonality:	Polyclonal
Conjugate:	This TXNDC5 antibody is un-conjugated
Application:	Western Blotting (WB), Immunohistochemistry (IHC), Immunofluorescence (IF)

Product Details

Immunogen:	Recombinant fusion protein of human TXNDC5 (NP_001139021.1).
Isotype:	IgG
Characteristics:	Polyclonal Antibody
Purification:	Affinity purification

Target Details

Target:	TXNDC5
Alternative Name:	TXNDC5 (TXNDC5 Products)
Background:	This gene encodes a protein-disulfide isomerase. Its expression is induced by hypoxia and its role may be to protect hypoxic cells from apoptosis. Alternative splicing results in multiple transcript variants. Read-through transcription also exists between this gene and the neighboring upstream MUTED (muted homolog) gene.

Copyright antibodies-online. All rights reserved.

Target Details

Molecular Weight:	Observed_MW: 48 kDa Calculated_MW: 36 kDa/47 kDa
Gene ID:	81567
UniProt:	Q8NBS9
Pathways:	Cell RedoxHomeostasis

Application Details

Application Notes:	WB 1:500-1:2000 IHC 1:50-1:200 IF 1:50-1:100
Restrictions:	For Research Use only

Handling

Format:	Liquid
Concentration:	1 mg/mL
Buffer:	PBS with 0.02 % sodium azide, 50 % glycerol, pH 7.3
Preservative:	Sodium azide
Precaution of Use:	This product contains Sodium azide: a POISONOUS AND HAZARDOUS SUBSTANCE which should be handled by trained staff only.
Storage:	-20 °C
Storage Comment:	Store at -20°C. Avoid freeze / thaw cycles.

Images

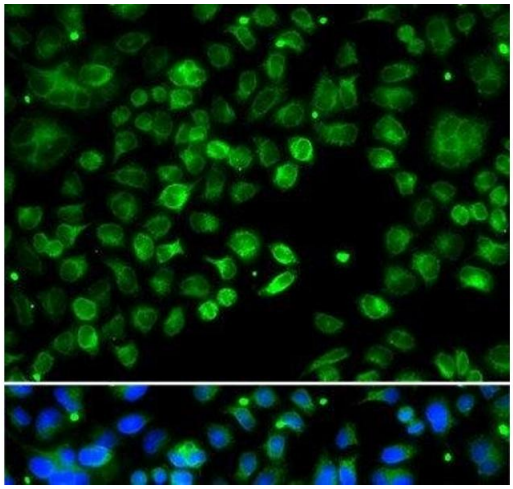

Immunofluorescence

Image 1. Immunofluorescence analysis of MCF-7 cells using TXNDC5 Polyclonal Antibody

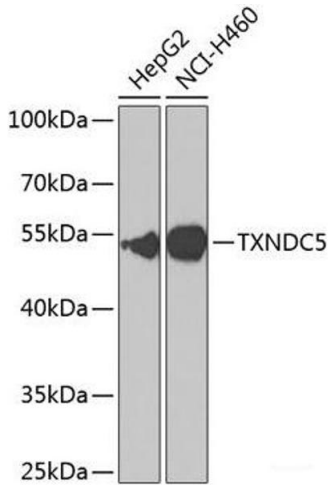

Western Blotting

Image 2. Western blot analysis of extracts of various cell lines using TXNDC5 Polyclonal Antibody at dilution of 1:1000.

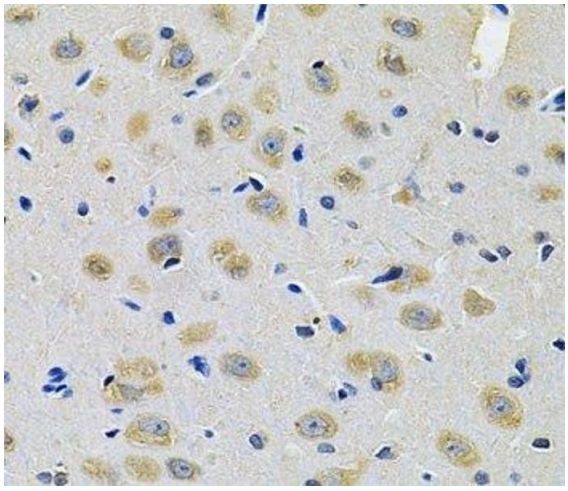

Immunohistochemistry (Paraffin-embedded Sections)

Image 3. Immunohistochemistry of paraffin-embedded Rat brain using TXNDC5 Polyclonal Antibody at dilution of 1:100 (40x lens).

Please check the product details page for more images. Overall 4 images are available for ABIN7008633.