Datasheet for ABIN6998579

# anti-KDM4A antibody (AA 141-310)

6 Images

Go to Product page

## Overview

| | |
|---|---|
| Quantity: | 200 µL |
| Target: | KDM4A |
| Binding Specificity: | AA 141-310 |
| Reactivity: | Human |
| Host: | Rabbit |
| Clonality: | Polyclonal |
| Conjugate: | This KDM4A antibody is un-conjugated |
| Application: | Western Blotting (WB), Immunohistochemistry (IHC), Immunoprecipitation (IP), Immunocytochemistry (ICC) |

## Product Details

| | |
|---|---|
| Purpose: | Polyclonal Antibody to Lysine Specific Demethylase 4A (KDM4A) |
| Immunogen: | Recombinant Lysine Specific Demethylase 4A (KDM4A) corresdonding to Tyr141~Lys310 (Accession # O75164) |
| Isotype: | IgG |
| Specificity: | The antibody is a rabbit polyclonal antibody raised against KDM4A. It has been selected for its ability to recognize KDM4A in immunohistochemical staining and western blotting. |
| Cross-Reactivity: | Mouse |
| Purification: | Antigen-specific affinity chromatography followed by Protein A affinity chromatography |

## Target Details

| | |
|---|---|
| Target: | KDM4A |
| Alternative Name: | Lysine Specific Demethylase 4A (KDM4A Products) |
| Background: | JMJD2, JMJD2A, JHDM3A, JmjC domain-containing histone demethylation protein 3A, Jumonji domain-containing protein 2A |
| Pathways: | Warburg Effect |

## Application Details

| | |
|---|---|
| Application Notes: | Western blotting: 0.5-2 µg/mL<br>Immunohistochemistry: 5-20 µg/mL<br>Immunocytochemistry: 5-20 µg/mL<br>Optimal working dilutions must be determined by end user. |
| Comment: | The thermal stability is described by the loss rate. The loss rate was determined by accelerated thermal degradation test, that is, incubate the protein at 37°C for 48h, and no obvious degradation and precipitation were observed. The loss rate is less than 5% within the expiration date under appropriate storage condition. |
| Restrictions: | For Research Use only |

## Handling

| | |
|---|---|
| Format: | Liquid |
| Buffer: | PBS, pH 7.4, containing 0.02 % Sodium azide, 50 % glycerol. |
| Preservative: | Sodium azide |
| Precaution of Use: | This product contains Sodium azide: a POISONOUS AND HAZARDOUS SUBSTANCE which should be handled by trained staff only. |
| Storage: | 4 °C,-20 °C |
| Storage Comment: | Store at 4°C for frequent use. Stored at -20°C in a manual defrost freezer for two year without detectable loss of activity. Avoid repeated freeze-thaw cycles. |
| Expiry Date: | 24 months |

Copyright antibodies-online. All rights reserved.




**Western Blotting**

**Image 1.** Detection of KDM4A in Human MCF7 cell lysate using Polyclonal Antibody to Lysine Specific Demethylase 4A (KDM4A)




**Western Blotting**

**Image 2.** Detection of Recombinant KDM4A, Human using Polyclonal Antibody to Lysine Specific Demethylase 4A (KDM4A)

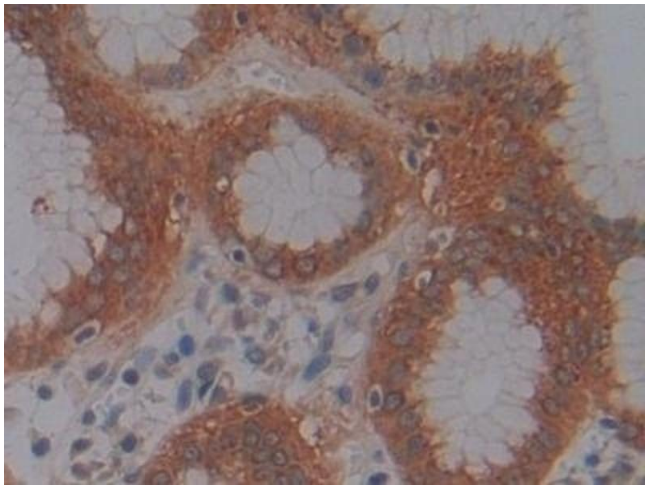

**Immunohistochemistry**

**Image 3.** Detection of KDM4A in Human Stomach Tissue using Polyclonal Antibody to Lysine Specific Demethylase 4A (KDM4A)

Please check the product details page for more images. Overall 6 images are available for ABIN6998579.