Datasheet for ABIN6996976

anti-SMAD9 antibody (AA 226-459)

6 Images

Go to Product page

Overview

Quantity:	200 µL
Target:	SMAD9
Binding Specificity:	AA 226-459
Reactivity:	Human
Host:	Rabbit
Clonality:	Polyclonal
Conjugate:	This SMAD9 antibody is un-conjugated
Application:	Western Blotting (WB), Immunohistochemistry (IHC), Immunocytochemistry (ICC), Immunoprecipitation (IP)

Product Details

Purpose:	Polyclonal Antibody to SMAD family member 9 (SMAD9)
Immunogen:	Recombinant SMAD family member 9 (SMAD9) corresdonding to Thr226~Pro459 (Accession # O15198) with N-terminal His and GST Tag
Isotype:	IgG
Specificity:	The antibody is a rabbit polyclonal antibody raised against SMAD9. It has been selected for its ability to recognize SMAD9 in immunohistochemical staining and western blotting.
Cross-Reactivity:	Mouse, Rat
Purification:	Antigen-specific affinity chromatography followed by Protein A affinity chromatography

Target Details

Target:	SMAD9
Alternative Name:	SMAD family member 9 (SMAD9 Products)
Background:	MADH2, MADR2, Madh6, Mothers against DPP homolog 9, Mothers Against Decapentaplegic Homolog 9

Application Details

Application Notes:	Western blotting: 0.5-2 µg/mL Immunohistochemistry: 5-20 µg/mL Immunocytochemistry: 5-20 µg/mL Optimal working dilutions must be determined by end user.
Comment:	The thermal stability is described by the loss rate. The loss rate was determined by accelerated thermal degradation test, that is, incubate the protein at 37°C for 48h, and no obvious degradation and precipitation were observed. The loss rate is less than 5% within the expiration date under appropriate storage condition.
Restrictions:	For Research Use only

Handling

Format:	Liquid
Buffer:	0.01M PBS, pH 7.4, containing 0.05 % Proclin-300, 50 % glycerol.
Preservative:	ProClin
Precaution of Use:	This product contains ProClin: a POISONOUS AND HAZARDOUS SUBSTANCE which should be handled by trained staff only.
Storage:	4 °C,-20 °C
Storage Comment:	Store at 4°C for frequent use. Stored at -20°C in a manual defrost freezer for two year without detectable loss of activity. Avoid repeated freeze-thaw cycles.
Expiry Date:	24 months

Copyright antibodies-online. All rights reserved.

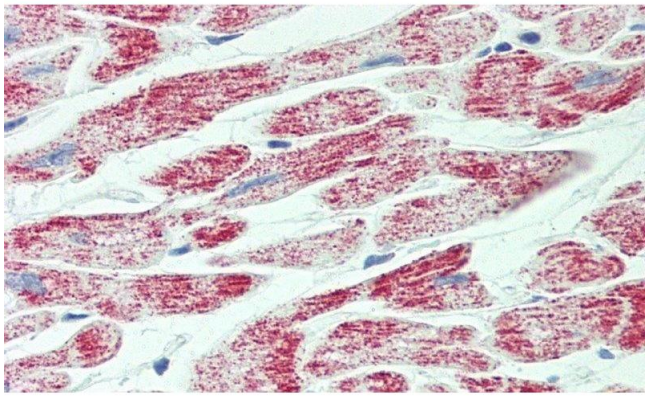

Immunohistochemistry

Image 1. Detection of SMAD9 in Human Heart Tissue using Polyclonal Antibody to SMAD family member 9 (SMAD9)



Western Blotting

Image 2. Detection of Recombinant Smad9, Human using Polyclonal Antibody to SMAD family member 9 (SMAD9)

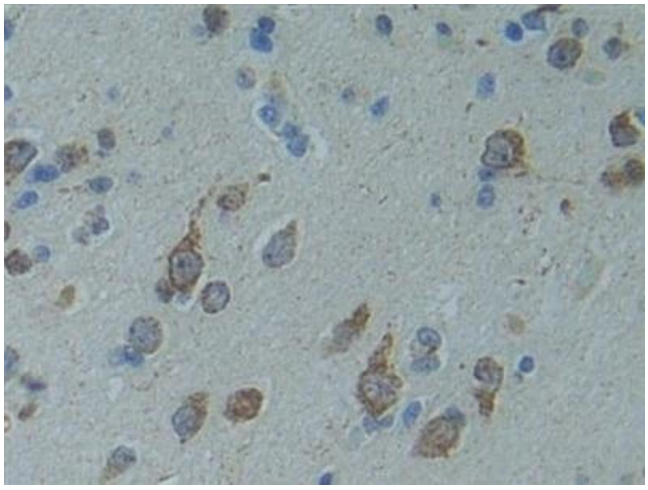

Immunohistochemistry

Image 3. Detection of SMAD9 in Human Cerebrum Tissue using Polyclonal Antibody to SMAD family member 9 (SMAD9)

Please check the product details page for more images. Overall 6 images are available for ABIN6996976.

Copyright antibodies-online. All rights reserved.