Datasheet for ABIN6136481

anti-Actin-Like 6B antibody (AA 1-280)

5 Images

Go to Product page

Overview

Quantity:	100 µL
Target:	Actin-Like 6B (ACTL6B)
Binding Specificity:	AA 1-280
Reactivity:	Human
Host:	Rabbit
Clonality:	Polyclonal
Conjugate:	This Actin-Like 6B antibody is un-conjugated
Application:	Western Blotting (WB), Immunohistochemistry (IHC), Immunofluorescence (IF)

Product Details

Immunogen:	Recombinant fusion protein containing a sequence corresponding to amino acids 1-280 of human ACTL6B (NP_057272.1).
Sequence:	MSGGVYGGDE VGALVFDIGS FSVRAGYAGE DCPKADFPTT VGLLAAEEGG GLELEGDKEK KGKIFHIDTN ALHVPRDGAE VMSPLKNGMI EDWECFRAIL DHTYSKHVKS EPNLHPVLMS EAPWNTRAKR EKLTELMFEQ YNIPAFFLCK TAVLTAFANG RSTGLVLDSG ATHTTAIPVH DGYVLQQGIV KSPLAGDFIS MQCRELFQEM AIDIIPPYMI AAKEPVREGA PPNWKKKEKL PQVSKSWHNY MCNEVIQDFQ ASVLQVSDSP YDEQVAAQMP
Isotype:	IgG
Cross-Reactivity:	Human, Mouse, Rat
Characteristics:	Polyclonal Antibodies
Purification:	Affinity purification

Target Details

Target:	Actin-Like 6B (ACTL6B)
Alternative Name:	ACTL6B (ACTL6B Products)
Background:	The protein encoded by this gene is a member of a family of actin-related proteins (ARPs) which share significant amino acid sequence identity to conventional actins. Both actins and ARPs have an actin fold, which is an ATP-binding cleft, as a common feature. The ARPs are involved in diverse cellular processes, including vesicular transport, spindle orientation, nuclear migration and chromatin remodeling. This gene encodes a subunit of the BAF (BRG1/brm-associated factor) complex in mammals, which is functionally related to SWI/SNF complex in S. cerevisiae and Drosophila, the latter is thought to facilitate transcriptional activation of specific genes by antagonizing chromatin-mediated transcriptional repression. This subunit may be involved in the regulation of genes by structural modulation of their chromatin, specifically in the brain. Alternative splicing results in multiple transcript variants.,ACTL6B,ACTL6,BAF53B,arpNalpha,Epigenetics & Nuclear Signaling,Chromatin Remodeling,Neuroscience,Cell Type Marker,Stem Cells,Neural Stem Cells,Neural Stem Cell marker,ACTL6B
Molecular Weight:	46 kDa
Gene ID:	51412
UniProt:	O94805

Application Details

Application Notes:	WB,1:500 - 1:2000,IHC,1:50 - 1:200,IF,1:50 - 1:100
Comment:	HIGH QUALITY
Restrictions:	For Research Use only

Handling

Format:	Liquid
Buffer:	PBS with 0.02 % sodium azide,50 % glycerol, pH 7.3.
Preservative:	Sodium azide
Precaution of Use:	This product contains Sodium azide: a POISONOUS AND HAZARDOUS SUBSTANCE which should be handled by trained staff only.
Storage:	-20 °C

Handling

Storage Comment:	Store at -20°C. Avoid freeze / thaw cycles.

Images

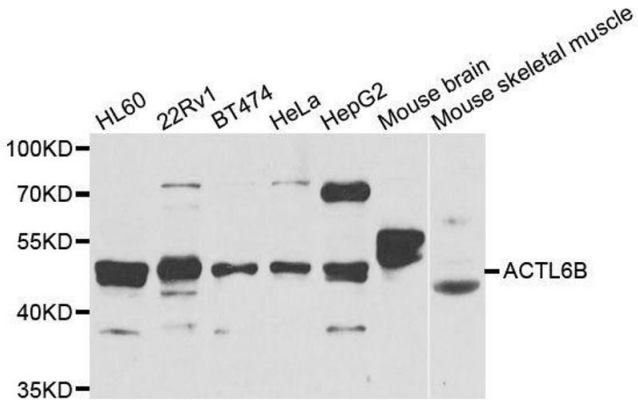

Western Blotting

Image 1. Western blot analysis of extracts of various cell lines, using ACTL6B antibody.

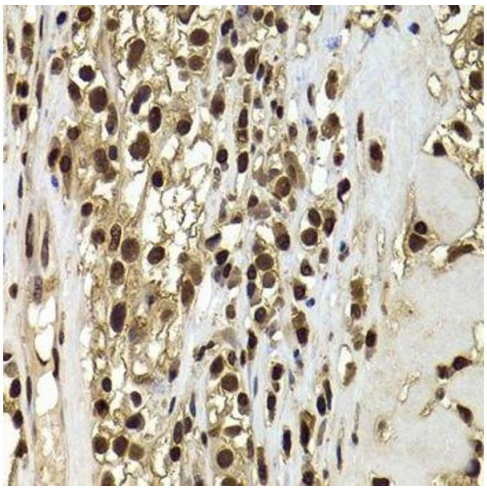

Immunohistochemistry (Paraffin-embedded Sections)

Image 2. Immunohistochemistry of paraffin-embedded human kidney cancer using ACTL6B antibody.

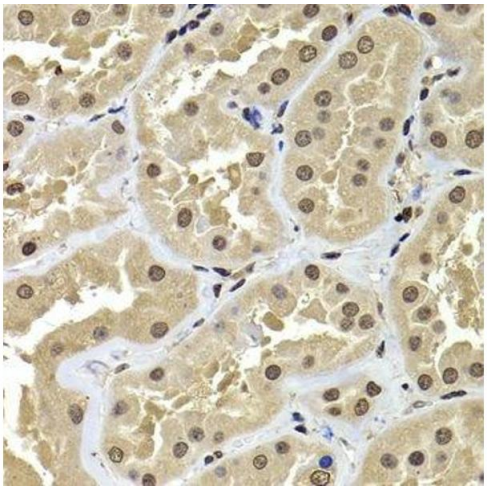

Immunohistochemistry (Paraffin-embedded Sections)

Image 3. Immunohistochemistry of paraffin-embedded human kidney using ACTL6B antibody.

Please check the product details page for more images. Overall 5 images are available for ABIN6136481.