Datasheet for ABIN523212

anti-HDAC4 antibody (AA 551-648)

5 Images

Go to Product page

Overview

Quantity:	100 µg
Target:	HDAC4
Binding Specificity:	AA 551-648
Reactivity:	Human
Host:	Mouse
Clonality:	Monoclonal
Conjugate:	This HDAC4 antibody is un-conjugated
Application:	Western Blotting (WB), ELISA, Immunofluorescence (IF), Immunohistochemistry (Paraffin-embedded Sections) (IHC (p))

Product Details

Purpose:	Mouse monoclonal antibody raised against a partial recombinant HDAC4.
Immunogen:	HDAC4 (NP_006028.1, 551 a.a. ~ 648 a.a) partial recombinant protein with GST tag. MW of the GST tag alone is 26 KDa.
Sequence:	HAQAGVQVKQ EPIESDEEEA EPPREVEPGQ RQPSEQELLF RQQALLLEQQ RIHQLRNYQA SMEAAGIPVS FGGHRPLSRA QSSPASATFP VSVQEPPT
Clone:	2B11
Isotype:	IgG2a
Cross-Reactivity:	Human
Characteristics:	Antibody Reactive Against Recombinant Protein.

Copyright antibodies-online. All rights reserved.

Target Details

Target:	HDAC4
Alternative Name:	HDAC4 (HDAC4 Products)
Background:	Full Gene Name: histone deacetylase 4 Synonyms: HA6116,HD4,HDAC-A,HDACA,KIAA0288
Gene ID:	9759
NCBI Accession:	NM_006037
Pathways:	Regulation of Muscle Cell Differentiation, Skeletal Muscle Fiber Development, Regulation of Carbohydrate Metabolic Process

Application Details

Application Notes:	Optimal working dilution should be determined by the investigator.
Restrictions:	For Research Use only

Handling

Buffer:	In 1x PBS, pH 7.4
Handling Advice:	Aliquot to avoid repeated freezing and thawing.
Storage:	-20 °C
Storage Comment:	Store at -20°C or lower. Aliquot to avoid repeated freezing and thawing.

Images

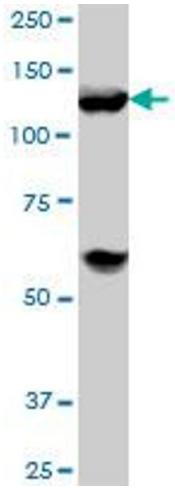

Western Blotting

Image 1. HDAC4 monoclonal antibody (M03), clone 2B11. Western Blot analysis of HDAC4 expression in Jurkat .

Copyright antibodies-online. All rights reserved.

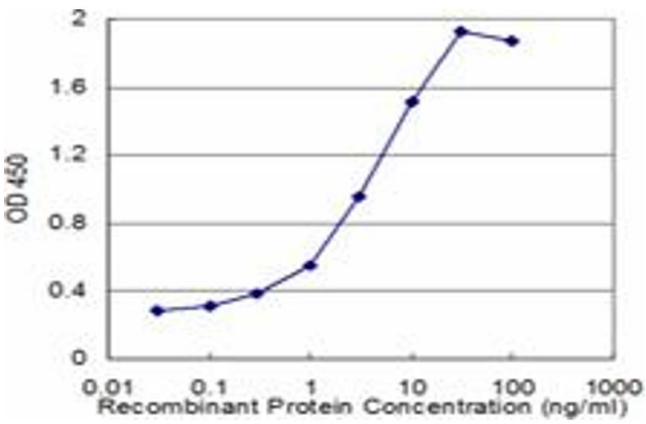

ELISA

Image 2. Detection limit for recombinant GST tagged HDAC4 is approximately 0.1ng/ml as a capture antibody.

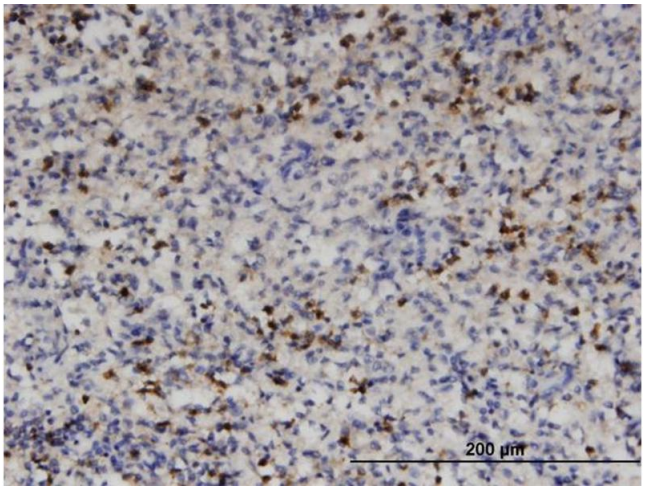

Immunostaining

Image 3. Immunoperoxidase of monoclonal antibody to HDAC4 on formalin-fixed paraffin-embedded human spleen. [antibody concentration 3 ug/ml]

Please check the product details page for more images. Overall 5 images are available for ABIN523212.

Copyright antibodies-online. All rights reserved.