Datasheet for ABIN521851

anti-EOMES antibody (AA 461-569)

4 Images

Go to Product page

Overview

Quantity:	100 µg
Target:	EOMES
Binding Specificity:	AA 461-569
Reactivity:	Human
Host:	Mouse
Clonality:	Monoclonal
Conjugate:	This EOMES antibody is un-conjugated
Application:	Western Blotting (WB), ELISA

Product Details

Purpose:	Mouse monoclonal antibody raised against a full length recombinant EOMES.
Immunogen:	EOMES (NP_005433.2, 461 a.a. ~ 569 a.a) full-length recombinant protein with GST tag. MW of the GST tag alone is 26 KDa.
Sequence:	SHQIVPGGRY GVQSFFPEPF VNTLPQARYY NGERTVPQTN GLLSPQQSEE VANPPQRWLV TPVQQPGTNK LDISSYESEY TSSTLLPYGI KSLPLQTSHA LGYYPDPTF
Clone:	2D3
Isotype:	IgG2a
Cross-Reactivity:	Human, Rat
Characteristics:	Antibody Reactive Against Recombinant Protein.

 Copyright antibodies-online. All rights reserved.

Target Details

Target:	EOMES
Alternative Name:	EOMES (EOMES Products)
Background:	Full Gene Name: eomesodermin homolog (Xenopus laevis) Synonyms: TBR2
Gene ID:	8320
NCBI Accession:	NM_005442
Pathways:	Stem Cell Maintenance

Application Details

Application Notes:	Optimal working dilution should be determined by the investigator.
Restrictions:	For Research Use only

Handling

Buffer:	In 1x PBS, pH 7.4
Handling Advice:	Aliquot to avoid repeated freezing and thawing.
Storage:	-20 °C
Storage Comment:	Store at -20°C or lower. Aliquot to avoid repeated freezing and thawing.

Images



Western Blotting

Image 1. EOMES monoclonal antibody (M14), clone 2D3 Western Blot analysis of EOMES expression in IMR-32 .

Copyright antibodies-online. All rights reserved.



Western Blotting

Image 2. EOMES monoclonal antibody (M14), clone 2D3. Western Blot analysis of EOMES expression in PC-12.

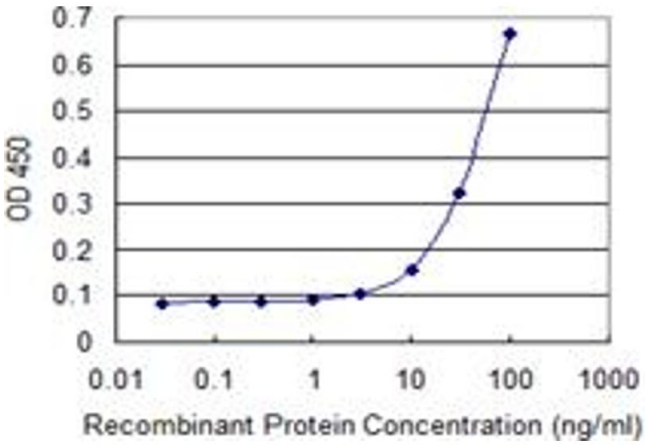

ELISA

Image 3. Detection limit for recombinant GST tagged EOMES is 3 ng/ml as a capture antibody.

Please check the product details page for more images. Overall 4 images are available for ABIN521851.

Copyright antibodies-online. All rights reserved.