Datasheet for ABIN3023178

anti-UBE2I antibody (AA 1-158)

5 Images

Go to Product page

Overview

Quantity:	100 µL
Target:	UBE2I
Binding Specificity:	AA 1-158
Reactivity:	Human
Host:	Rabbit
Clonality:	Polyclonal
Conjugate:	This UBE2I antibody is un-conjugated
Application:	Western Blotting (WB), Immunohistochemistry (IHC), Immunofluorescence (IF)

Product Details

Immunogen:	Recombinant fusion protein containing a sequence corresponding to amino acids 1-158 of human UBE2I (NP_003336.1).
Sequence:	MSGIALSRLA QERKAWRKDH PFGFVAVPTK NPDGTMNLMN WECAIPGKKG TPWEGGLFKL RMLFKDDYPS SPPKCKFEPP LFHPNVYPSG TVCLSILEED KDWRPAITIK QILLGIQELL NEPNIQDPAQ AEAYTIYCQN RVEYEKRVRA QAKKFAPS
Isotype:	IgG
Cross-Reactivity:	Human, Mouse, Rat
Characteristics:	Polyclonal Antibodies

Target Details

Target:	UBE2I

Copyright antibodies-online. All rights reserved.

Target Details

Alternative Name:	UBE2I (UBE2I Products)
Background:	The modification of proteins with ubiquitin is an important cellular mechanism for targeting abnormal or short-lived proteins for degradation. Ubiquitination involves at least three classes of enzymes: ubiquitin-activating enzymes, or E1s, ubiquitin-conjugating enzymes, or E2s, and ubiquitin-protein ligases, or E3s. This gene encodes a member of the E2 ubiquitin-conjugating enzyme family. Four alternatively spliced transcript variants encoding the same protein have been found for this gene.,UBE2I,C358B7.1,P18,UBC9,Epigenetics & Nuclear Signaling,RNA Binding,Cell Biology & Developmental Biology,Apoptosis,Ubiquitin,Ubiquitin-Proteasome Signaling Pathway,Endocrine & Metabolism,Endocrine and metabolic diseases,Obesity,UBE2I
Molecular Weight:	18 kDa
Gene ID:	7329
UniProt:	P63279
Pathways:	Intracellular Steroid Hormone Receptor Signaling Pathway, Regulation of Intracellular Steroid Hormone Receptor Signaling, Ubiquitin Proteasome Pathway

Application Details

Application Notes:	WB,1:500 - 1:2000,IHC,1:50 - 1:200,IF,1:50 - 1:200
Restrictions:	For Research Use only

Handling

Format:	Liquid
Buffer:	PBS with 0.02 % sodium azide,50 % glycerol, pH 7.3.
Preservative:	Sodium azide
Precaution of Use:	This product contains Sodium azide: a POISONOUS AND HAZARDOUS SUBSTANCE which should be handled by trained staff only.
Handling Advice:	Avoid freeze / thaw cycles
Storage:	-20 °C
Storage Comment:	Store at -20°C. Avoid freeze / thaw cycles.

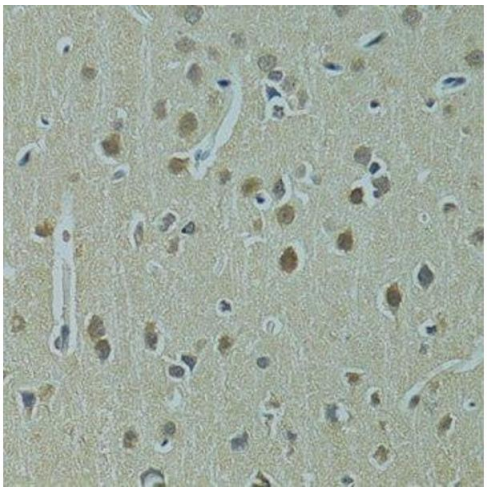

Immunohistochemistry (Paraffin-embedded Sections)

Image 1. Immunohistochemistry of paraffin-embedded rat brain using UBE2I antibody.

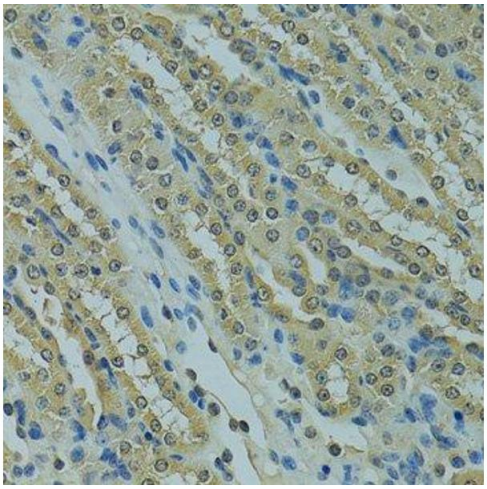

Immunohistochemistry (Paraffin-embedded Sections)

Image 2. Immunohistochemistry of paraffin-embedded mouse kidney using UBE2I antibody.

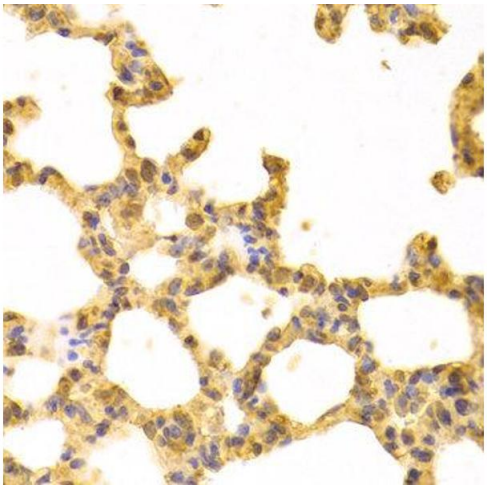

Immunohistochemistry

Image 3.

Please check the product details page for more images. Overall 5 images are available for ABIN3023178.

 Copyright antibodies-online. All rights reserved.