Datasheet for ABIN3021893

anti-BDNF antibody (AA 20-247)

3 Images | 3 Publications

Go to Product page

Overview

Quantity:	100 µL
Target:	BDNF
Binding Specificity:	AA 20-247
Reactivity:	Human
Host:	Rabbit
Clonality:	Polyclonal
Conjugate:	This BDNF antibody is un-conjugated
Application:	Western Blotting (WB)

Product Details

Immunogen:	Recombinant fusion protein containing a sequence corresponding to amino acids 20-247 of human BDNF (NP_733928.1).
Sequence:	PMKEANIRGQ GGLAYPGVRT HGTLESVNGP KAGSRGLTSL ADTFEHVIEE LLDEDQKVRP NEENNKDADL YTSRVMLSSQ VPLEPPLLFL LEEYKNYLDA ANMSMRVRRH SDPARRGELS VCDSISEWVT AADKKTAVDM SGGTVTVLEK VPVSKGQLKQ YFYETKCNPM GYTKEGCRGI DKRHWNSQCR TTQSYVRALT MDSKKRIGWR FIRIDTSCVC TLTIKRGR
Isotype:	IgG
Cross-Reactivity:	Human, Mouse, Rat
Characteristics:	Polyclonal Antibodies
Purification:	Affinity purification

 Copyright antibodies-online. All rights reserved.

Target Details

Target:	BDNF
Alternative Name:	BDNF (BDNF Products)
Background:	This gene encodes a member of the nerve growth factor family of proteins. Alternative splicing results in multiple transcript variants, at least one of which encodes a preproprotein that is proteolytically processed to generate the mature protein. Binding of this protein to its cognate receptor promotes neuronal survival in the adult brain. Expression of this gene is reduced in Alzheimer's, Parkinson's, and Huntington's disease patients. This gene may play a role in the regulation of the stress response and in the biology of mood disorders.,BDNF,ANON2,BULN2,Cell Biology & Developmental Biology,Apoptosis,Growth factor,Endocrine & Metabolism,Endocrine and metabolic diseases,Diabetes,Obesity,Neuroscience,Neurodegenerative Diseases,Amyloid Plaque and Neurofibrillary Tangle Formation in Alzheimer's Disease,Cardiovascular,BDNF
Molecular Weight:	27 kDa/28 kDa/29 kDa/31 kDa/37 kDa
Gene ID:	627
UniProt:	P23560
Pathways:	RTK Signaling, Synaptic Membrane, Feeding Behaviour, Dicarboxylic Acid Transport, Regulation of long-term Neuronal Synaptic Plasticity

Application Details

Application Notes:	WB,1:500 - 1:2000
Restrictions:	For Research Use only

Handling

Format:	Liquid
Buffer:	PBS with 0.02 % sodium azide,50 % glycerol, pH 7.3.
Preservative:	Sodium azide
Precaution of Use:	This product contains Sodium azide: a POISONOUS AND HAZARDOUS SUBSTANCE which should be handled by trained staff only.
Handling Advice:	Avoid freeze / thaw cycles
Storage:	-20 °C

Handling

Storage Comment:	Store at -20°C. Avoid freeze / thaw cycles.

Publications

Product cited in:

Sidler, Aitken, Jiang, Sotiropoulos, Aggarwal, Anees, Chong, Siebenaller, Thanabalasingam, White, Choufani, Weksberg, Sangiorgi, Wrana, Delgado-Olguin, Bägli et al.: "DNA Methylation Reduces the Yes-Associated Protein 1/WW Domain Containing Transcription Regulator 1 Pathway and Prevents Pathologic Remodeling during Bladder Obstruction by Limiting Expression of ..." in: **The American journal of pathology**, Vol. 188, Issue 10, pp. 2177-2194, (2018) (PubMed).

Hang, Zhao, Sun, Li, Han, Du, Li: "Brain-derived neurotrophic factor attenuates doxorubicin-induced cardiac dysfunction through activating Akt signalling in rats." in: **Journal of cellular and molecular medicine**, Vol. 21, Issue 4, pp. 685-696, (2017) (PubMed).

Hang, Sun, Guo, Zhao, Du: "BDNF-mediates Down-regulation of MicroRNA-195 Inhibits Ischemic Cardiac Apoptosis in Rats." in: **International journal of biological sciences**, Vol. 12, Issue 8, pp. 979-89, (2017) (PubMed).

Images

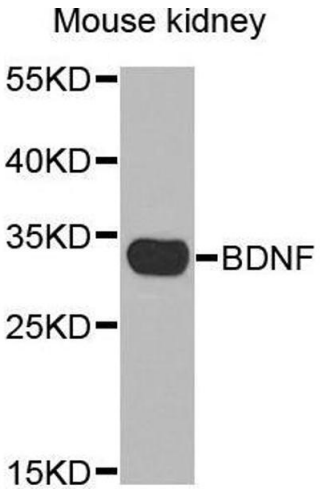

Western Blotting

Image 1.

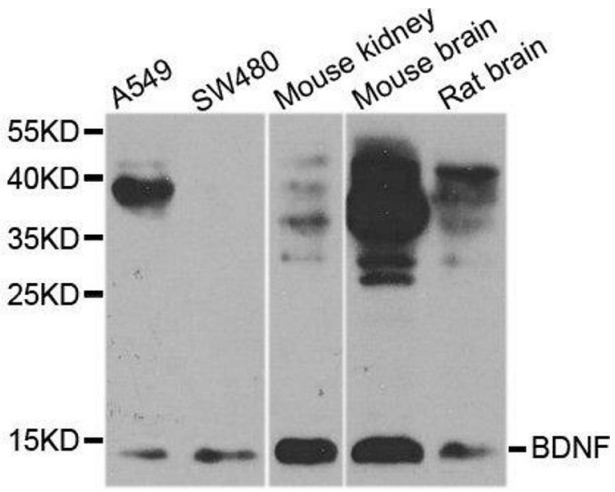

Western Blotting

Image 2. Western blot analysis of extracts of various cell lines, using BDNF antibody.

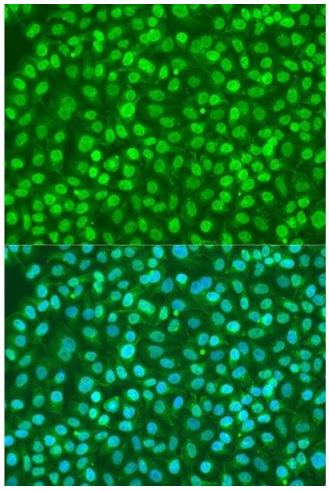

Immunofluorescence

Image 3. Immunofluorescence analysis of U2OS cells using BDNF antibody.

 Copyright antibodies-online. All rights reserved.