Datasheet for ABIN3020736

anti-FABP4 antibody (AA 1-132)

9 Images | 1 Publication

Go to Product page

Overview

Quantity:	100 µL
Target:	FABP4
Binding Specificity:	AA 1-132
Reactivity:	Human
Host:	Rabbit
Clonality:	Polyclonal
Conjugate:	This FABP4 antibody is un-conjugated
Application:	Western Blotting (WB), Immunohistochemistry (IHC), Immunofluorescence (IF)

Product Details

Immunogen:	Recombinant fusion protein containing a sequence corresponding to amino acids 1-132 of human FABP4 (NP_001433.1).
Sequence:	MCDAFVGTWK LVSSENFDDY MKEVGVGFAT RKVAGMAKPN MIISVNGDVI TIKSESTFKN TEISFILGQE FDEVTADDRK VKSTITLDGG VLVHVQKWDG KSTTIKRKRE DDKLVVECVM KGVTSTRVYE RA
Isotype:	IgG
Cross-Reactivity:	Human, Mouse, Rat
Characteristics:	Polyclonal Antibodies
Purification:	Affinity purification

 Copyright antibodies-online. All rights reserved.

Target Details

Target:	FABP4
Alternative Name:	FABP4 (FABP4 Products)
Background:	FABP4 encodes the fatty acid binding protein found in adipocytes. Fatty acid binding proteins are a family of small, highly conserved, cytoplasmic proteins that bind long-chain fatty acids and other hydrophobic ligands. It is thought that FABPs roles include fatty acid uptake, transport, and metabolism.,FABP4,A-FABP,AFABP,ALBP,HEL-S-104,aP2,Cancer,Signal Transduction,Endocrine & Metabolism,Lipid Metabolism,Stem Cells,Mesenchymal Stem Cells,Cardiovascular,Lipids,Fatty Acids,FABP4
Molecular Weight:	14 kDa
Gene ID:	2167
UniProt:	P15090
Pathways:	Brown Fat Cell Differentiation

Application Details

Application Notes:	WB,1:500 - 1:2000,IHC,1:50 - 1:200,IF,1:50 - 1:200
Restrictions:	For Research Use only

Handling

Format:	Liquid
Buffer:	PBS with 0.02 % sodium azide,50 % glycerol, pH 7.3.
Preservative:	Sodium azide
Precaution of Use:	This product contains Sodium azide: a POISONOUS AND HAZARDOUS SUBSTANCE which should be handled by trained staff only.
Handling Advice:	Avoid freeze / thaw cycles
Storage:	-20 °C
Storage Comment:	Store at -20°C. Avoid freeze / thaw cycles.

Publications

Product cited in:	Zhang, Geng, Liu, Li, Gao, Liu, Fang, Chang: "Celastrol ameliorates liver metabolic damage caused by a high-fat diet through Sirt1." in: **Molecular metabolism**, Vol. 6, Issue 1, pp. 138-147, (

Publications

2018) (PubMed).

Hu, Nie, Chen, Xie, Fan, Wang, Long, Yan, Zhong, Yan: "Leucine reduces reactive oxygen species levels via an energy metabolism switch by activation of the mTOR-HIF-1α pathway in porcine intestinal epithelial cells." in: **The international journal of biochemistry & cell biology**, Vol. 89, pp. 42-56, (2017) (PubMed).

Zhong, Wang, Liu, Li, Huang, Zhou, Lin, Lin, Yang: "Ganoderma lucidum polysaccharide peptide prevents renal ischemia reperfusion injury via counteracting oxidative stress." in: **Scientific reports**, Vol. 5, pp. 16910, (2016) (PubMed).

Chen, An, Chen, Ye, Shen, Han, Zhang, Gao: "Chronic Exercise Training Improved Aortic Endothelial and Mitochondrial Function via an AMPKα2-Dependent Manner." in: **Frontiers in physiology**, Vol. 7, pp. 631, (2016) (PubMed).

Geng, Zhang, Gao, Tao, Zhang, Liu, Fang, Chang: "Mst1 regulates hepatic lipid metabolism by inhibiting Sirt1 ubiquitination in mice." in: **Biochemical and biophysical research communications**, Vol. 471, Issue 4, pp. 444-9, (2016) (PubMed).

Images



Western Blotting

Image 1. Western blot analysis of extracts of various cell lines, using FABP4 antibody.

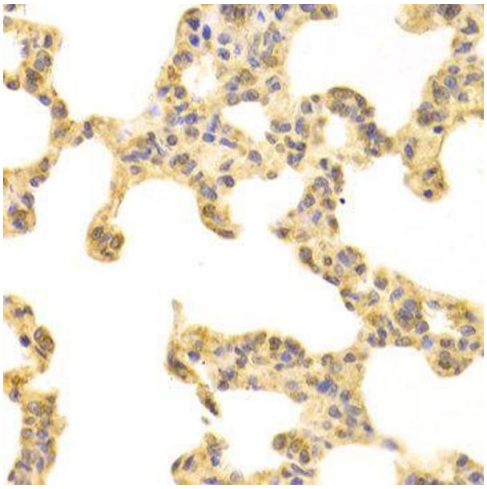

Immunohistochemistry

Image 2.

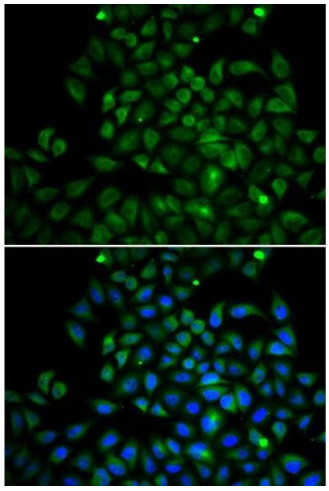

Immunofluorescence

Image 3. Immunofluorescence analysis of A549 cell using FABP4 antibody. Blue: DAPI for nuclear staining.

Please check the product details page for more images. Overall 9 images are available for ABIN3020736.

Copyright antibodies-online. All rights reserved.