Datasheet for ABIN3003799

anti-AP2A2 antibody

3 Images

Go to Product page

Overview

Quantity:	400 µL
Target:	AP2A2
Reactivity:	Human
Host:	Rabbit
Clonality:	Polyclonal
Conjugate:	This AP2A2 antibody is un-conjugated
Application:	Western Blotting (WB), Immunohistochemistry (IHC), Flow Cytometry (FACS)

Product Details

Immunogen:	Human AP2A2.
Isotype:	IgG
Purification:	This antibody is purified through a protein A column, followed by peptide affinity purification.

Target Details

Target:	AP2A2
Alternative Name:	AP2A2 (AP2A2 Products)
UniProt:	O94973
Pathways:	EGFR Signaling Pathway, Neurotrophin Signaling Pathway, EGFR Downregulation, SARS-CoV-2 Protein Interactome

Copyright antibodies-online. All rights reserved.

Application Details

Application Notes:	Optimal working dilution should be determined by the investigator.
Restrictions:	For Research Use only

Handling

Format:	Liquid
Buffer:	PBS with 0.09 % (W/V) sodium azide.
Preservative:	Sodium azide
Precaution of Use:	This product contains Sodium azide: a POISONOUS AND HAZARDOUS SUBSTANCE which should be handled by trained staff only.
Storage:	-20 °C
Storage Comment:	Aliquot and store at -20 °C. Avoid repeated freeze/thaw cycles.

Images

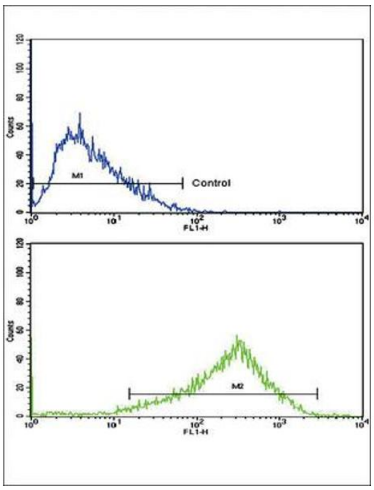

Flow Cytometry

Image 1.

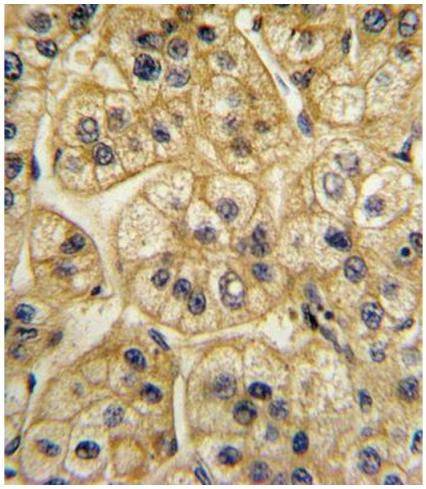

Immunohistochemistry

Image 2.

Copyright antibodies-online. All rights reserved.

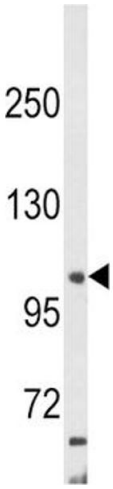

Western Blotting
Image 3.

 Copyright antibodies-online. All rights reserved.