Datasheet for ABIN2745519

anti-BMF antibody (AA 13-27, AA 112-126)

3 Images

Go to Product page

Overview

Quantity:	100 µg
Target:	BMF
Binding Specificity:	AA 13-27, AA 112-126
Reactivity:	Mouse, Rat
Host:	Rat
Clonality:	Monoclonal
Conjugate:	This BMF antibody is un-conjugated
Application:	Western Blotting (WB), Immunohistochemistry (IHC), ELISA, Immunoprecipitation (IP), Immunocytochemistry (ICC), Flow Cytometry (FACS)

Product Details

Immunogen:	Recombinant full length mouse Bmf and synthetic peptides corresponding to aa 13-27 and aa 112-126 of mouse Bmf.
Clone:	17A9
Isotype:	IgG2a
Specificity:	Recognizes an epitope within the peptide sequence aa 13-27 of mouse and rat Bmf. Detects bands of ~25 kDa and ~30 kDa by Western blot, corresponding to endogenous Bmf and BmfL.
Cross-Reactivity:	Mouse (Murine), Rat (Rattus)
No Cross-Reactivity:	Human
Cross-Reactivity (Details):	Does not cross-react with human Bmf.

Product Details

Purity:	>95 % (SDS-PAGE)
Endotoxin Level:	<0.1EU/μg purified protein (LAL test, Lonza).

Target Details

Target:	BMF
Alternative Name:	Bmf (BMF Products)
Background:	Bmf (Bcl-2-modifying factor) belongs to the Bcl-2 protein family. Bcl-2 family members form hetero- or homo-dimers and act as anti- or pro-apoptotic regulators that are involved in a wide variety of cellular activities. Bmf contains a single Bcl-2 homology domain 3 (BH3), and has been shown to interact with other Bcl-2 proteins and functions as an apoptotic activator. Two different start sites can give rise to two proteins of 25 or 30 kDa. It is found to be sequestered to myosin V motors by its association with dynein light chain 2 (DLC2), which may be important for sensing intracellular damage and triggering apoptosis.
UniProt:	Q91ZE9

Application Details

Application Notes:	Optimal working dilution should be determined by the investigator.
Restrictions:	For Research Use only

Handling

Format:	Liquid
Concentration:	Lot specific
Buffer:	In PBS containing 0.02 % sodium azide.
Preservative:	Sodium azide
Precaution of Use:	This product contains Sodium azide: a POISONOUS AND HAZARDOUS SUBSTANCE which should be handled by trained staff only.
Storage:	4 °C,-20 °C
Storage Comment:	Short Term Storage: +4°C Long Term Storage: -20°C Stable for at least 1 year after receipt when stored at -20°C.

Handling

Expiry Date:	12 months

Images

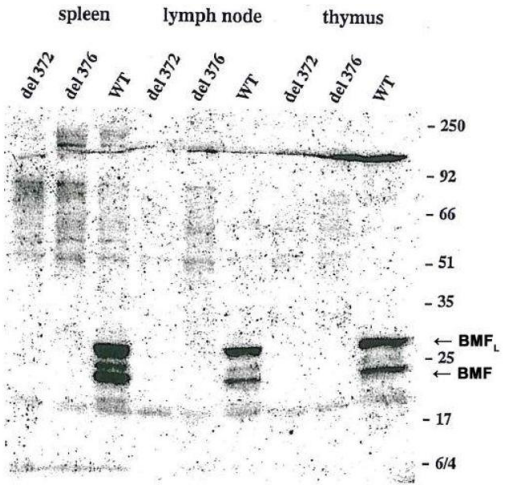

Western Blotting

Image 1. Western blot using anti-Bmf (mouse/rat), mAb (17A9) detecting endogenous Bmf in mouse spleen, lymph node and thymus as two bands of ~25 and ~30 kDa, but not in tissues from two knock-out Bmf strains del 372 and del 376.

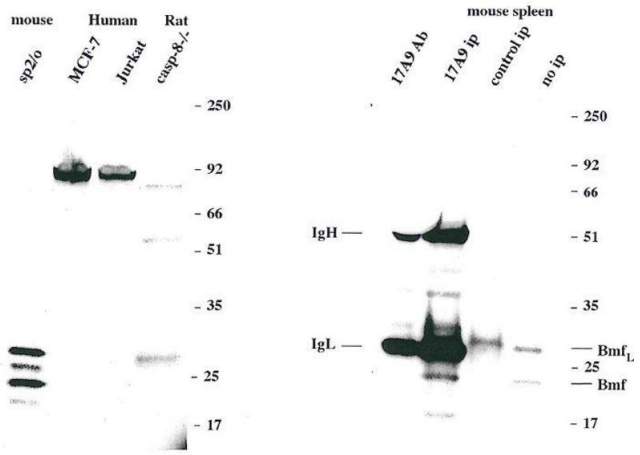

Immunoprecipitation

Image 2. Immunoprecipitation of endogenous Bmf from mouse spleen cells using MAb to Bmf (17A9) .

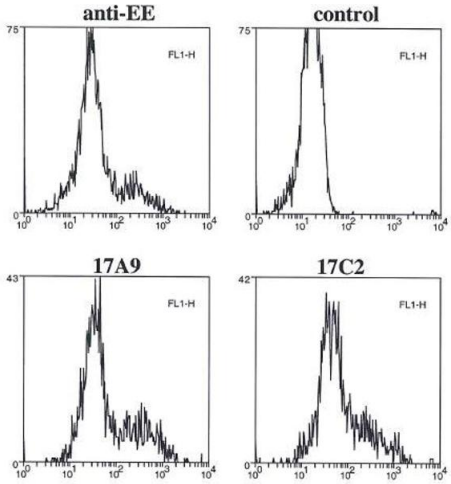

Flow Cytometry

Image 3. Flow cytometry data of overexpressed EE-tagged Bmf in 293T cells, fixed with 1% PFA, permeabilized with saponin and stained intracellularly with anti-Bmf (mouse/rat), mAb (17A9) , control or positive control anti-EE.