Datasheet for ABIN1724911

anti-SOX10 antibody (AA 147-252)

4 Images | 2 Publications

Go to Product page

Overview

Quantity:	0.1 mg
Target:	SOX10
Binding Specificity:	AA 147-252
Reactivity:	Human
Host:	Mouse
Clonality:	Monoclonal
Conjugate:	This SOX10 antibody is un-conjugated
Application:	Western Blotting (WB), Flow Cytometry (FACS), ELISA

Product Details

Immunogen:	Purified recombinant fragment of human SOX10 (AA: 147-252) expressed in E. coli.
Clone:	2E7B5
Isotype:	IgG1
Purification:	purified

Target Details

Target:	SOX10
Alternative Name:	SOX10 (SOX10 Products)
Background:	Description: This gene encodes a member of the SOX (SRY-related HMG-box) family of transcription factors involved in the regulation of embryonic development and in the

Target Details

	determination of the cell fate. The encoded protein may act as a transcriptional activator after forming a protein complex with other proteins. This protein acts as a nucleocytoplasmic shuttle protein and is important for neural crest and peripheral nervous system development. Mutations in this gene are associated with Waardenburg-Shah and Waardenburg-Hirschsprung disease. , Aliases: DOM, WS4, PCWH, WS2E, WS4C
Molecular Weight:	49.9 kDa
Gene ID:	6663
HGNC:	6663
Pathways:	Chromatin Binding

Application Details

Application Notes:	ELISA: 1:10000, WB: 1:500 - 1:2000, FCM: 1:200 - 1:400
Restrictions:	For Research Use only

Handling

Format:	Liquid
Buffer:	Purified antibody in PBS with 0.05 % sodium azide
Preservative:	Sodium azide
Precaution of Use:	This product contains Sodium azide: a POISONOUS AND HAZARDOUS SUBSTANCE which should be handled by trained staff only.
Storage:	4 °C/-20 °C
Storage Comment:	4°C, -20°C for long term storage

Publications

Product cited in:	Zuhlke, Johnson, Okoth, Stoffel, Robbins, Tembe, Salinas, Zheng, Xu, Carpten, Lange, Isaacs, Cooney: "Identification of a novel NBN truncating mutation in a family with hereditary prostate cancer." in: **Familial cancer**, Vol. 11, Issue 4, pp. 595-600, (2012) (PubMed). Zheng, Zhang, Jiang, You, Liu, Lu, Zhou: "Functional NBS1 polymorphism is associated with occurrence and advanced disease status of nasopharyngeal carcinoma." in: **Molecular**

Publications

carcinogenesis, Vol. 50, Issue 9, pp. 689-96, (2011) (PubMed).

Images

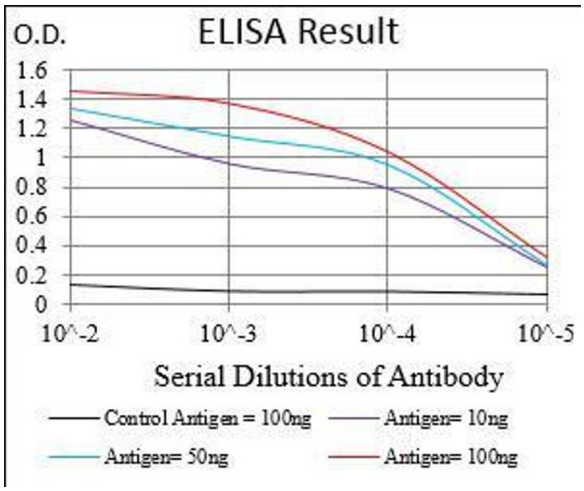

ELISA

Image 1. Black line: Control Antigen (100 ng), Purple line: Antigen(10 ng), Blue line: Antigen (50 ng), Red line: Antigen (100 ng),

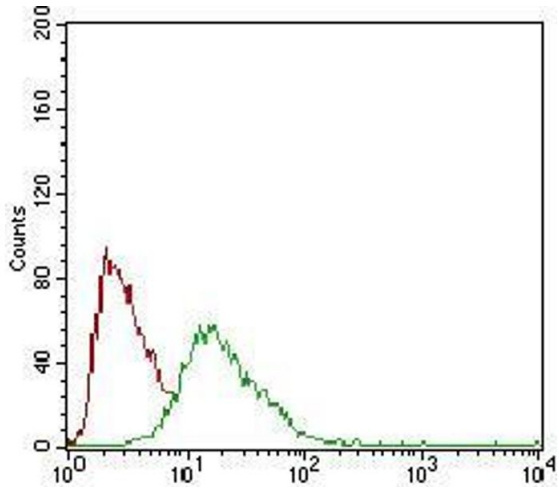

Flow Cytometry

Image 2. Flow cytometric analysis of HepG2 cells using SOX10 mouse mAb (green) and negative control (red).

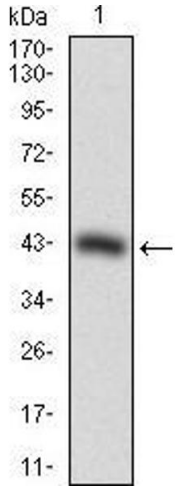

Western Blotting

Image 3. Western blot analysis using SOX10 mAb against human SOX10 recombinant protein. (Expected MW is 31.7 kDa)

Please check the product details page for more images. Overall 4 images are available for ABIN1724911.