Datasheet for ABIN1500017

anti-PAD4 antibody

13 Images

Go to Product page

Overview

Quantity:	100 µL
Target:	PAD4 (PADI4)
Reactivity:	Human
Host:	Mouse
Clonality:	Monoclonal
Conjugate:	This PAD4 antibody is un-conjugated
Application:	Western Blotting (WB), Immunohistochemistry (IHC), Immunofluorescence (IF), Immunohistochemistry (Paraffin-embedded Sections) (IHC (p)), Flow Cytometry (FACS)

Product Details

Immunogen:	Full length human recombinant protein of human PADI4(NP_036519) produced in HEK293T cell. Type of Immunogen: Recombinant protein
Clone:	4H5
Isotype:	IgG2a
Specificity:	Human PADI4 / PAD4
Purification:	Protein A/G purified

Target Details

Target:	PAD4 (PADI4)

 Copyright antibodies-online. All rights reserved.

Target Details

Alternative Name:	PADI4 / PAD4 (PADI4 Products)
Background:	Name/Gene ID: PADI4 Synonyms: PADI4, HL-60 PAD, PAD4, PAD, PDI5, PDI4, PADI-H protein, PADI5, Peptidylarginine deiminase IV
Gene ID:	23569
NCBI Accession:	NP_036519

Application Details

Application Notes:	Approved: Flo (1:100), IF (1:100), IHC, IHC-P (1:150), WB (1:2000)
Comment:	Target Species of Antibody: Human
Restrictions:	For Research Use only

Handling

Format:	Liquid
Concentration:	Lot specific
Buffer:	PBS, pH 7.3, 1 % BSA, 50 % glycerol, 0.02 % sodium azide
Preservative:	Sodium azide
Precaution of Use:	This product contains Sodium azide: a POISONOUS AND HAZARDOUS SUBSTANCE which should be handled by trained staff only.
Storage:	-20 °C
Storage Comment:	Store at -20°C. Avoid freeze-thaw cycles.

Copyright antibodies-online. All rights reserved.

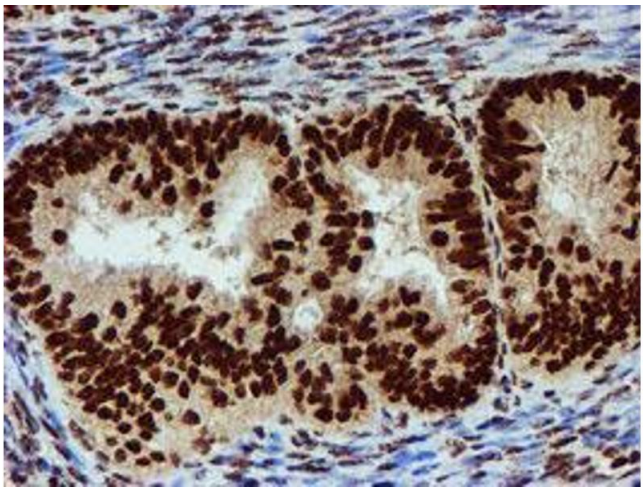

Image 1.

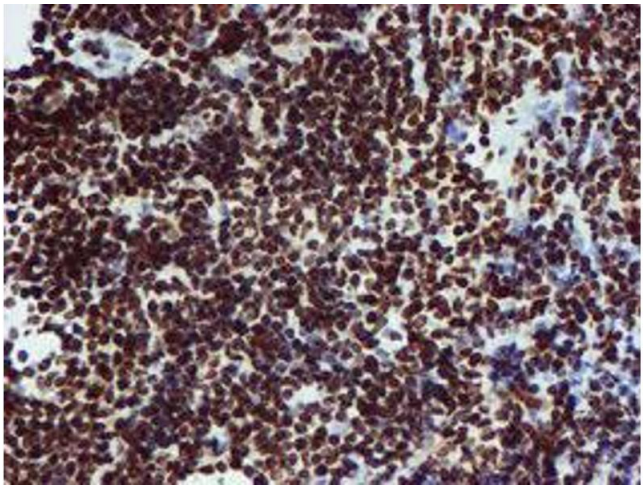

Image 2.

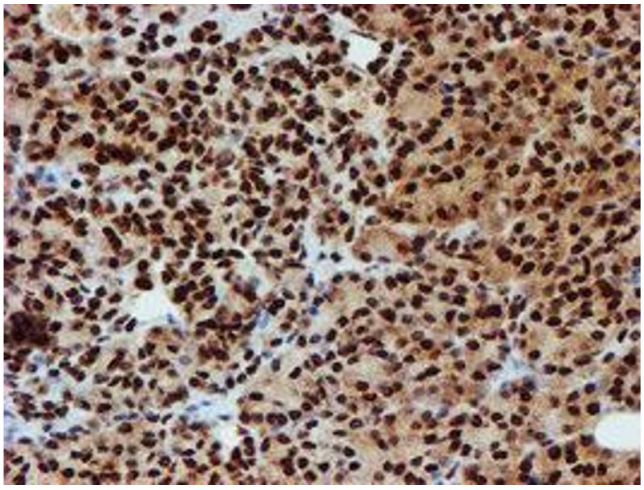

Image 3.

Please check the product details page for more images. Overall 13 images are available for ABIN1500017.

Copyright antibodies-online. All rights reserved.